

Instructions for submitting your listing



Before submitting your listing to the vendor & supplier gallery be sure you have the following information prepared.

- Business Name
- Business Overview—250 word overview of your business or mission statement or vision statement
- Business Description— 650 words to describe the solutions and services you provide the CX market place
- Website Address
- Business Phone Number
- Email Contact
- Business Tags - Use business tags to further categorise what you do beyond the categories highlighted below
- Business Address
- Postcode

You will need to create an image 500 x 500 px under 10 mb that you want to use to represent your company. Typically this will be your logo or an image that incorporates your logo.

You will need to select up to five categories that accurately describe your business.

Listing Categories

- Consulting (0)
 - Cost reduction (0)
 - Customer experience (0)
 - Employee Experience & Engagement (0)
 - Operational review (0)
 - Procurement & Logistics (0)
 - Project and Change Management (0)
 - Self-service strategy (0)
 - Technology (0)
- Digital (0)
 - Digital marketing: content writing, SEO, Google Ads, remarketing, social media (0)
 - Mobile App Development (0)
 - Social Media Monitoring / Management (0)
 - Video, Photography, Sound or Animation services (0)
 - Website design or development (0)
- Outsourcing & BPO (Business Process Outsourcing) (0)
 - Back-Office (0)
 - Contact Centre & Customer Service (0)
 - Direct (face-to-face) sales or service (0)
- People & Behaviour (0)
 - Employee & Customer Loyalty (0)
 - Market & Consumer Behaviour Research (0)
 - Recruitment (0)
 - Reward & Recognition (0)
 - Training (0)
- Technology (2)
 - AI (Artificial Intelligence) & RPA (Robotic Process Automation) (1)
 - Business Intelligence (0)
 - Call & Screen Recording Software (0)
 - Chatbot & Virtual Agent (1)
 - Contact Centre Solution (1)
 - CRM (Customer Relationship Management) (0)
 - Customer Feedback & Voice-of-Customer (VoC) (0)
 - Headsets (0)
 - Knowledge Management (0)
 - Mobile App Development (0)
 - PCI - Payment Processing Solution (0)
 - SMS Solutions (0)
 - Social Media Management Solutions (0)
 - Speech analytics & Analytics (0)
 - Telephony Platform (0)
 - Web Chat (0)
 - Web Self-Service Applications (0)
 - Workforce Management Software (0)

View 7

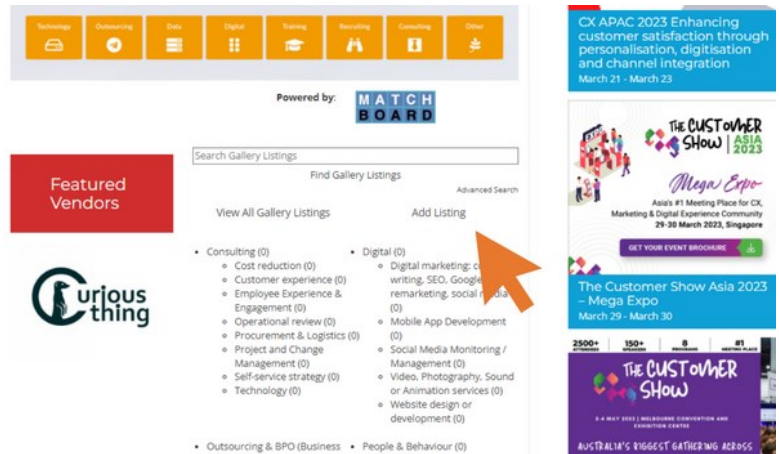


CXFOCUS
Magazine

Step-by-step instructions

1. Goto <https://www.cxfocus.com.au/cx-directory/>

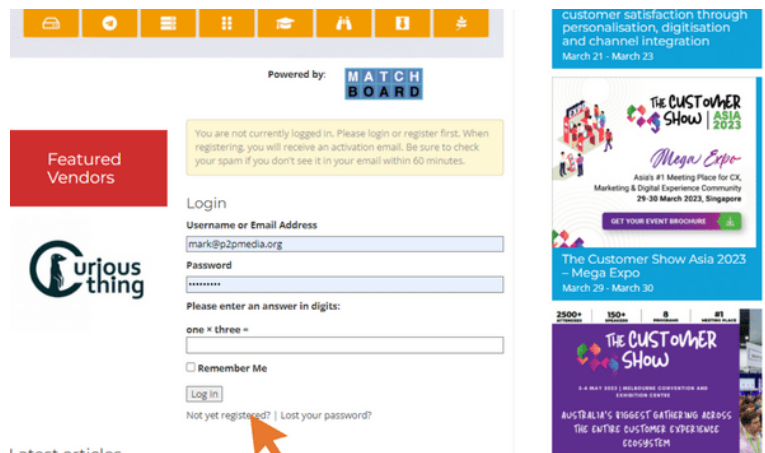
2. Select 'Add Listing'



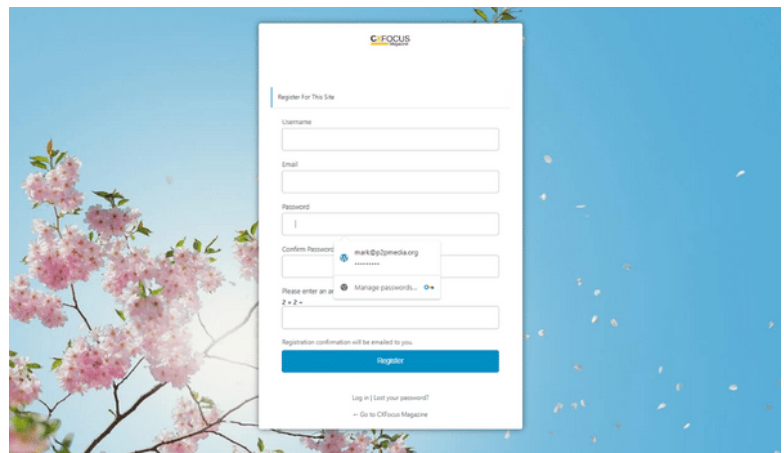
3. Login or register to create an account.

You need to register and create an account before you can submit your listing.

Select Not Yet Registered



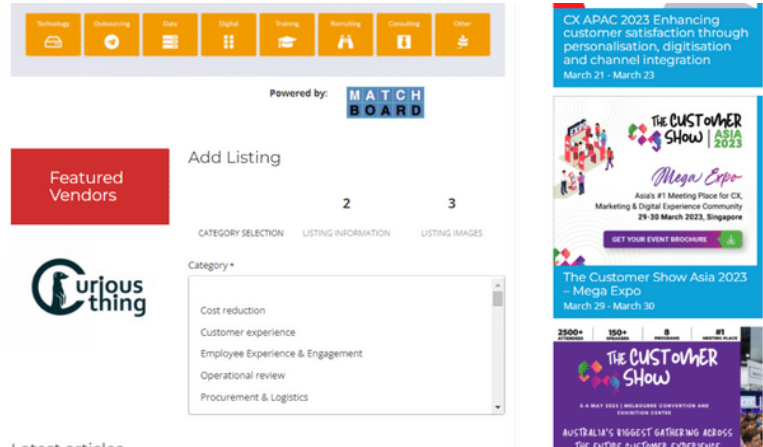
3. Enter details and click on register



Step-by-step instructions

4, Enter the login details for the account you have just created

5. Select Categories that best describe you business and select next



6. Enter the information that you have collected for your listing and select next

Step-by-step instructions

7. Upload the 500 x 500 px image that represents your company and select complete listing

Powered by: **MATCH BOARD**

Featured Vendors

Add Listing

CATEGORY SELECTION LISTING INFORMATION LISTING IMAGES

Upload Images
File size: 0 - 10 MB; Image width: 0px - 500px; Image height: 0px - 500px
Image slots available: 1

Drop files here
or
Select images from your hard drive

Complete Listing

Latest articles

